



## 2-3 years Room Curriculum Bites

# April





# 2-3 years Room Curriculum

Dates/themes to explore during April

**April is the designated month of the military child, underscoring the important role military children play in the armed forced community.**



7th	World Health Day
9th	World Unicorn Day
20th	Easter
22nd	Earth day
23rd	St George's day
25th	World Penguin Day
26th	World Vet Day
29th	Purple Up Day - Month of the Military Child




# Knowledge Organiser - Spring is blossoming




At the end of this month the children will focus on the element of Spring. When the animals become active again after the Winter months. Children will learn to identify different animals, nesting and where they live. A time of renewal to embrace.


Diverse



Sound



Core



Core Text





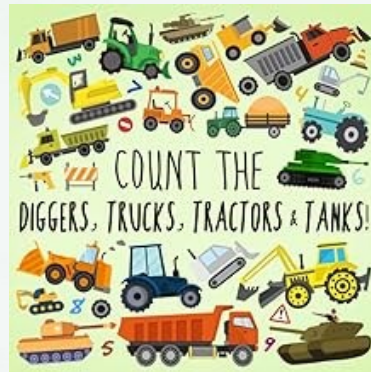

## Learning Outcomes

- ◊ I am beginning to enjoy rhymes and join in with actions.
- ◊ With support, I enjoy rhymes and stories and I am able to vocalise some key elements that interest me.



# 2-3 years Room Curriculum Bites

Books that explore the theme of Spring



Learning Outcomes:

- ◊ I enjoy sharing simple books with an adult
- ◊ I like listening to simple stories with the help of pictures





# 2-3 years Room Curriculum Bites



## Nursery Rhymes

### Baa Baa Black Sheep

Baa baa black sheep, have you any wool?  
Yes sir, yes sir, three bags full! One for the  
master, one for the dame, And one for the  
little boy who lives down the lane.

Thank you said the master,

Thank you said the dame

And thank you said the little boy who lived  
down the lane.

### Little Bo Peep

Little Bo-Peep has lost her sheep,  
And can't tell where to find them;  
Leave them alone, And they'll come  
home,  
Wagging their tails behind them.



### Old Macdonald had a Farm

Old MacDonald had a farm  
Ee i ee i o  
And on his farm he had some cows  
Ee i ee i oh  
With a moo-moo here  
And a moo-moo there  
Here a moo, there a moo  
Everywhere a moo-moo  
Old MacDonald had a farm  
Ee i ee i o  
Old MacDonald had a farm  
Ee i ee i o  
And on his farm he had some chicks  
Ee i ee i o  
With a cluck-cluck here  
And a cluck-cluck there  
Here a cluck, there a cluck  
Everywhere a cluck-cluck  
Old MacDonald had a farm  
Ee i ee i o  
Old MacDonald had a farm  
Ee i ee i o



### Learning Outcomes:

- ♦ I can join in with simple songs and rhymes,  
trying to copy rhythms and tunes

**A Poem**—The fields are chill, the sparse rain has stopped; The colours of Spring teem on every side.  
With leaping fish the blue pond is full; With singing thrushes the green boughs droop.  
The flowers of the field have dabbled their powdered cheeks;  
The mountain grasses are bent level at the waist. By the bamboo stream the last fragment of cloud  
Blown by the wind slowly scatters away.



# 2-3 years Room Curriculum Bites

## Water sensory play ideas

### Flower Water

Make flower water with flowers and leaves and talk about flowers. Make flower soup/petal tea. Use outside to have a flower water tea party.



I can explore natural things indoors and outside, using my senses to feel and see different textures and shapes.

### Pondlife

Create a pond using natural materials and add frogs and other pond creatures. Jelly and water together make a great frogspawn effect.



I explore different materials using all my senses, discovering textures, smells and more

### Beach day

Add sand, shells and coloured water. The children in Cyprus start to venture to the beach with the warm weather.



I play with different materials, manipulating them and developing my sensory and fine motor skills

### Frozen flowers

Drop flowers into the water, even using coloured water and freeze over night. Think about breaking them up with hammers for fine motor skills or watch them melt for science.



I am learning to use different materials and tools, practicing manipulation and control.

### Frozen insects

From frozen flowers to insects, exploring what can you see, how can we help the insects?



I use my imagination to think about what I can do with different materials during play.

### Spring scented water:

- ◇ Oranges, Lemons
- ◇ Rose Oil

Water trays are so versatile and toddlers love to revisit them. Try adding a few drops of different food colouring, some rocks and sand. Use silver trays to enhance the water area along funnels and drain pipes to entice pouring skills.





# 2-3 years Room Curriculum Bites

## Sensory play ideas



Flower sensory cupcakes

I start to pretend during play, imagining that one thing represents another, using my growing imagination



Flower pattern painting

I explore paint using different tools and materials, expressing my ideas and feelings through marks



Digging up the potatoes

I am learning to use different materials and tools, practicing manipulation and control



Flowers, lemons and orange soup

I explore different materials using all my senses discovering textures, smells and more

### Ideas

Playdough is a fantastic resource that can be used to develop imagination, maths skills, hand-eye coordination, fine motor strength, communication and language and more!

Create Spring playdough by adding fresh lavender with white paint or fresh chives to the normal recipe.

Other Spring playdough ideas include adding:

- ◇ Parsley
- ◇ Lemons
- ◇ Oranges
- ◇ Cocoa powder
- ◇ Sunflowers



I play with different materials, manipulating them and developing my sensory and fine motor skills








# 2-3 years Room Curriculum Bites



## Let's Mark Make



I express ideas and feelings through making marks, sometimes giving meaning to marks I create

## Magnetic Exploration



I notice and ask questions about things that are different

## Lets go on an Easter Egg Hunt



I use both large and small motor skills to do things independently

## Cotton Wool Painting



I am learning to use different materials and tools, practicing manipulation and control

## Shaving Foam with Paint



I play with different materials, manipulating them and developing my sensory and fine motor skills

## Easter Marbling



I explore using fingers, body parts, brushes and tools expressing ideas and feelings through my marks





# 2-3 years Room Curriculum Bites

## Ideas linked to Spring

### Nest creations



I create simple models that express my ideas, showing creativity and developing my construction skills.

### Flower playdough



I am beginning to Dough Disco squeezing and passing between my left and right hand

Allow the children to explore and create their very own bird feeder. Explore skills with junk modelling, Sellotape, and glue.



### Nocturnal Light Box



I manipulate and play with different materials, developing sensory and fine motor skills making and drawing things

### Scavenger Hunt



I can explore natural things indoors and outside, using my senses to feel and see different textures and shapes

I can recognise and point to objects when asked about them





# 2-3 years Room Curriculum Bites

## Fine motor control ideas




- ◊ Cress head growing
- ◊ Leaf threading—let's go and find lots of leaves on a walk
- ◊ Growing pepper seeds—let's cut the peppers and see what's inside, use tweezers to remove the pepper seeds and plant them for our very own pepper plants.
- ◊ Growing a broad bean
- ◊ Hide n Seek Insect digging and scooping
- ◊ Sunflower seeds extracting
- ◊ Peas in a pod—maths
- ◊ Mini Pancake skewers (adult led/supervised)



### Learning Outcomes:

- ◊ I am developing manipulation and control skills.
- ◊ I try counting in play, sometimes skipping numbers
- ◊ I can compare amounts, sizes and weights





# 2-3 years Room Curriculum Bites

## Important Days

### St George's Day

Invite children to make flapjacks. Sharing and learning the recipe. Encourage children to weigh the ingredients. Children can bake and take them home remember to share the recipe with the parents. Speak with ancillary for a diary free version.



#### Learning Outcomes:

- I can compare things with words: saying words like, 'lots', 'more' or 'same'

### World Vet Day

Encourage the toddlers to bring an animal of their choice from home to share with their friends. Let's have a tea party and look after our friends together.



#### Learning Outcomes:

- ◇ I can engage in pretend play activities

### Earth Day

Plant an avocado tree - children can help plant a tree for the environment. A great way to help the environment. Lots of pictures to send to parents. In the next few weeks remember to water the tree to help them grow.



#### Learning Outcomes:

- ◇ I am starting to develop conversation

### World Health Day

A great opportunity to invite the local dentist into show and support children to brush their teeth. Ask for leaflets and free resources to pass onto parents.



#### Learning Outcomes:

- ◇ I am learning to do things by myself and help with personal hygiene routines



## 2-3 years Room Curriculum Bites

### Green/Yellow Gloop

- ◊ 2 cups cornflour
- ◊ 1 cup water
- ◊ Green/Yellow Food Colouring
- ◊ Brightly coloured flowers for texture



#### Learning Outcomes:

- ◊ I explore different materials using all my senses, discovering textures and smells.

### Coconut Playdough

This divine smelling playdough has a slightly powdery texture that will have you dreaming of a beach far away. Keep it in a glass jar for extra freshness.



In a small bowl, stir 1 cup of corn-starch into 5 tbsps. Of coconut hair conditioner. With your fingers knead away.

If the dough is too dry, add more conditioner one tablespoon at a time, until the dough is soft to touch.



#### Learning Outcomes:

- I play with different materials manipulating them and developing my sensory and fine motor skills





## 2-3 years Room Curriculum Bites

### Easter Egg Shredded Wheat Cupcakes

#### Ingredients:

200g milk chocolate, broken into pieces

85g Shredded wheat, crushed

2x 100g mini chocolates

(remember do not use mini eggs as they can cause choking)

Melt the chocolate in a small bowl placed over a pan of barely simmering water. Pour the chocolate over the shredded wheat and stir well to continue.

Spoon the chocolate wheat into cupcake cases and press the back of a teaspoon in the centre to create a nest shape. Place chocolate eggs on top of each nest.



#### Learning Outcomes:

- ♦ I can compare amounts, using words like 'lots,' 'more' or 'same'.
- ♦ I can try and do simple things when asked

# 2-3 Room Curriculum Bites



## Outdoor Learning - April

### Song plan

Crunch, crunch, crunch the leaves,  
on the forest floor.

Merrily, merrily, merrily, merrily

And we walk some more.

Snap, snap, snap the twigs

On the forest floor.

Merrily, merrily, merrily, merrily

And we snap some more.

#### Learning Outcomes:

- ◇ I can join in with simple songs



Create a magical area to dive into this book to learn all about the trees.

Collect leaves and let's make our very own floor leaf tree.

### Stone Stacking

Let collect lots of different sized stones and have a go at stacking them on top of each other. Do they balance? Do they fall down?



How high?

For children who like to make patterns to focus on their imagination.

#### Learning Outcomes:

- ◇ I like building with different things I find

#### Learning Outcomes:

- ◇ I look at pictures and respond to simple words in books

### Musical stick walls

Create a music wall or even a stick wall before the children arrive at forest school. Encourage them to use sticks and different utensils to make sound.



#### Learning Outcomes:

- ◇ I explore different sounds with various toys and instruments trying out different ways to make noises

Remember to water the plants everyday to ensure our vegetables grow and develop. Planting carrot seeds.



#### Learning Outcomes:

- I can explore and react to natural materials